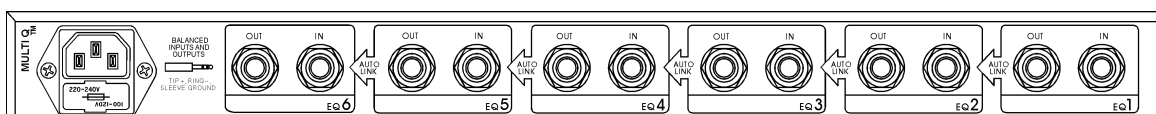
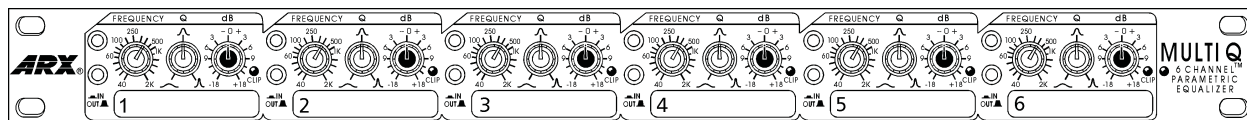


Multi Q™



UNIQUE SIX CHANNEL PARAMETRIC EQUALIZER



A New Parametric concept

The ARX Multi Q is a fresh approach to parametric equalization. It consists of 6 channels each covering the complete audio spectrum, and each having their own Balanced inputs and outputs, in a compact all steel 1 RU package.

In this way each channel of the Multi Q can be used individually or in multiples, since each channel is a complete standalone Equalizer.

'Industry Standard' Controls

Each channel has the accepted Industry Standard parametric controls:

- Frequency selection, with an associated x10 switch
- Bandwidth ('Q'), from 1/20th octave through to 3 octaves
- Cut and Boost, up to ± 18 dB

There's also a hardwire Bypass switch so that you can compare EQ'd and non EQ'd signals.

A Clip LED indicates overload through all circuitry, and each channel has a numbered marker panel for easy confirmation of EQ channel assigns.

Internal Patching System

The Multi Q's design premise is that many program sources often need only one or two frequencies modified, leaving spare channels available for other signals. Plus, its unique internal patching system means that all this can be accomplished without handfuls of patch leads.

Set it up Your Way

Inserting a lead into Channel 1 input, for example, will automatically route that signal through channels 2, 3, 4, 5 and deliver it at the Channel 6 Output, forming a 6 band single channel parametric EQ.

However, if a lead is inserted into the Channel 3 Output, the signal will exit there, forming a 3 band parametric EQ. The process can be repeated with Channels 4 through 6.

In this way the Multi Q can be easily and quickly configured as a 6 band single channel EQ, or 6 single band EQ's, or any combination in between.

Universal AC Power

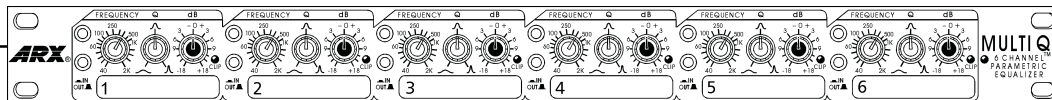
AC power is a universal 100 to 120V or 220 to 240V, and is connected to the unit via a standard 3 pin IEC connector with built in fuse and voltage selection switch, and removable power lead.

The ARX Multi Q is the first truly fresh look at the needs of parametric users. Its unique flexibility, combined with ultra low noise and distortion figures, makes it the ideal creative EQ tool for Front of House or Monitor equalization, Studio EQ, compressor or gate sidechain EQ, and also the perfect console EQ insert on up to 6 channels.

Features

- Six individual full range EQ modules in the one unit
- Unique internal patching system to link modules
- Ultra low noise circuitry
- 18 dB cut and boost
- Bandwidth variable from 3 octaves to 1/20th octave
- 'Industry Standard' controls
- Balanced Inputs and Outputs
- Intuitive, 'user friendly' layout
- Flawless performance in any audio environment
- Security cover available

Specifications



Input Impedance

Balanced 40 Kohms
Unbalanced 20 Kohms

Input Headroom

+ 21dB

CMRR

>60 dB, 20 Hz—20 KHz

Output Impedance

Balanced 300 ohms
Unbalanced 150 ohms

Output Level (Max)

+ 21 dB

Frequency Response

10Hz—20KHz ± 0.5 dB

Signal to Noise ratio

Single Channel:

-98 dB Unweighted
-101 dB 'A' weighted

Six Channels:

-93 dB Unweighted
-98 dB 'A' weighted

Distortion

.004% THD, 0dB, 1KHz

Dynamic Range

119 dB, single channel

Power Requirements

100/120 V AC
220/240 V AC
50 - 60 Hz

Weight

5 lbs/2.2 Kg

Dimensions

19"W x 1 $\frac{3}{4}$ "H x 6"D
482 x 44 x 155mm

Input Connector type

Balanced Jack

Output Connector type

Balanced Jack

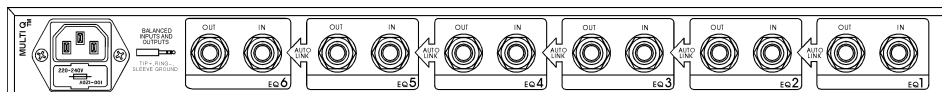


Our policy is one of continuous improvement, and therefore designs may change without notice. However, unless otherwise stated, specifications will always equal or exceed those previously given.



Front Panel

- Hardwire bypass IN/OUT switch
- LED clipping indicator
- Frequency x 10 switch
- Marker panel for labelling EQ assigns
- Frequency, Bandwidth ('Q') and Cut/Boost controls



Rear Panel

- 6 x Balanced Inputs and Outputs on TRS jack connectors.
- AC input connector, with voltage switch and fuse.
- Automatic channel linking ('AutoLink'), for 100% user configurable EQ setup

ARX Systems are based in Melbourne, Australia, where all ARX Products are assembled and tested in our 'state-of-the-art' manufacturing facility

For over 20 years ARX has designed, manufactured and supported Audio Products for Professional users and applications worldwide

Architectural Specifications

The Parametric Equalizer shall be a six channel unit in a steel chassis six inches deep and one rack unit high.

Each channel shall have a Frequency select control, which, in conjunction with the Frequency x10 switch, shall give a range of centre frequencies from 40Hz through to 16 KHz. There shall also be controls for Bandwidth ('Q') from three octaves through to one twentieth octave, and ± 18 dB Cut and Boost.

Each channel shall also have a hardwire Bypass switch on the front panel, and there shall also be an LED to indicate clipping.

The equalizer shall have electronically Balanced inputs and outputs, on TipRingSleeve (TRS) jack connectors, with passive RFI filters and an Input impedance of 40 Kohms (20 Kohms unbalanced). The incoming signal at Channel 1 shall be normalised through all channels to the output of Channel 6, unless an output connector is plugged into another channel-Channel 3, for example, in which case another signal may be inserted into Channel 4. Thus the equalizer shall be capa-

ble of functioning as a 1,2,3,4,5 or 6 band parametric, or any combination thereof.

The Input headroom shall be +21dB, with a CMRR of better than 60dB, and the frequency response shall be 10 Hz to 20 KHz, ± 0.5 dB.

The Output impedance shall be 300 ohms (150 unbalanced), and the maximum Output level shall be +21dB, with a single channel Signal to Noise ratio of better than -101dB 'A' weighted (-98dB unweighted). For all six channels the S/N Ratio shall be -93dB (-98dB unweighted). Total Harmonic Distortion shall be 0.004% @ 0dB, 1 KHz, and the unit shall have a dynamic range of 119dB.

AC Power shall be supplied via a removable 3 pin mains cable, connecting to an IEC connector with an integral fuse and voltage change switch on the unit's rear panel.

The Parametric Equalizer shall be the ARX Multi Q.

Specifications available on CD ROM.
Latest updates available at:
www.arx.com.au



ARX Systems Pty Ltd; PO Box 15, Moorabbin, Victoria 3189, Australia
Phone: 03 9555 7859 Fax: 03 9555 6747 International Fax +61 3 9555 6747
Email: info@arx.com.au Internet: www.arx.com.au